



ARLINGTON COUNTY POLICE DEPARTMENT
Office of the Chief – Office of Professional Responsibility
Justice Center Building, 1425 N. Courthouse Road, Arlington, VA 22201
TEL 703.228.4161 FAX 703.228.4127 www.arlingtonva.us

Memorandum

To: Police Command Staff **Date:** March 18, 2020
From: M. Jay Farr, Chief of Police
Subject: ACPD Data 2019

I remain confident in saying that our Department is one of the finest law enforcement agencies in the United States and I am proud to lead this agency. This information is intended to provide you with assistance should you be asked by the community. The men and women of the Arlington County Police Department show great commitment and professionalism daily and strive to provide those encountered with the highest quality of police services.

In order to show the overall performance and professionalism of the ACPD, we have compiled statistics from various areas within the Department. It is important that we continue to hold ourselves accountable to the highest standards and that we readily accept responsibility for our actions. The data captured is from the beginning 2015 through December 31, 2019 (5 years), shown as an "Average" compared to the 2019, and the percent difference related to the "Average".

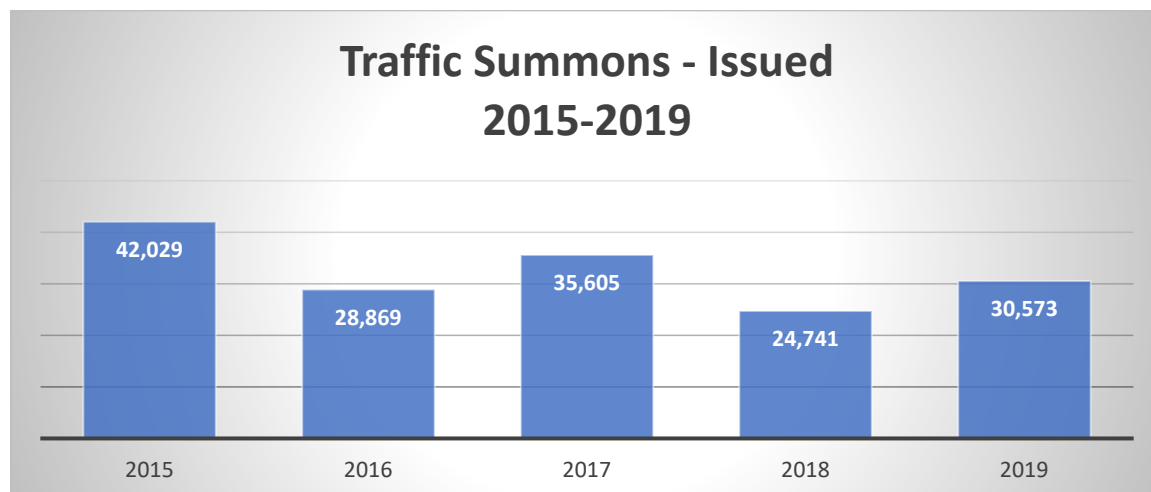
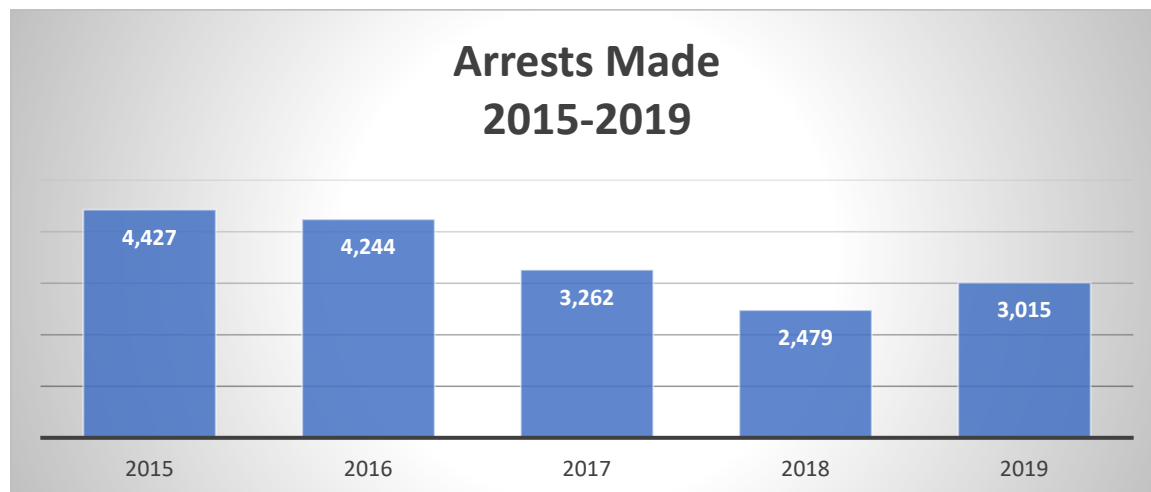
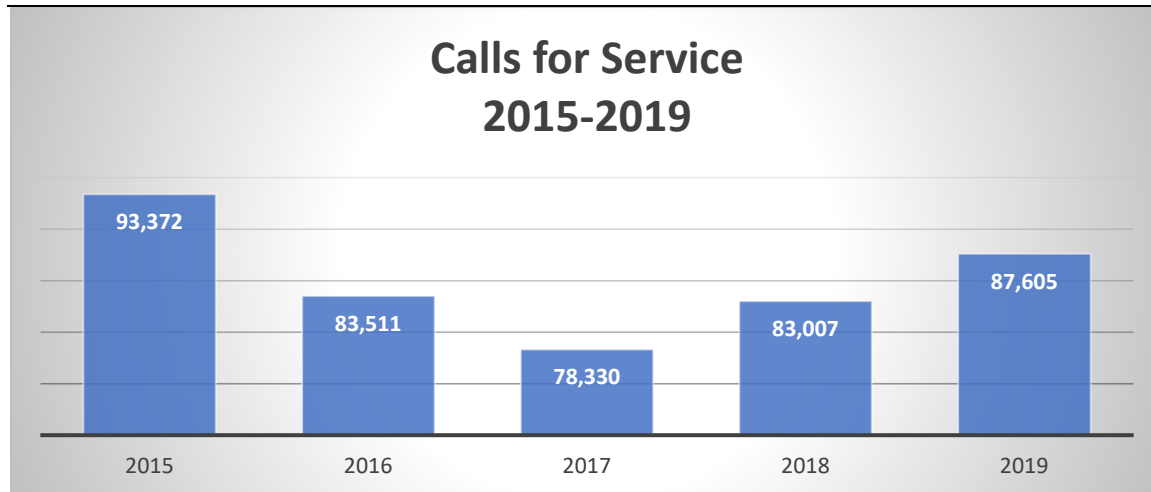
- Arlington Population: 232,700 – 240,371
- Authorized ACPD officers: 374 (on board as of 3/6/2020 – 347)
- Calls for service: 87,605 in 2019 – Average of 85,165 – ↑ 3%
- Arrest made: 3,015 in 2019 – Average 3,485 – ↓ 14%
- Traffic Summons – Issued: 30,573 in 2019 – Average of 32,363 – ↓ 6%
- Group A crimes reported: 7,933 in 2019 – Average of 8,076 – ↓ 2%
- Citizen Complaints against officers: 36 in 2019 – Average of 26 – ↑ 39%
- Citizen Commendations for officers: 114 in 2019 – Average 88 – ↑ 30%
- Complaints against officer per call for service: .04% in 2019 – Average .03% - ↑ 33%
- Racially Biased Policing complaints: 5 in 2019 – Average 4 – ↑ 25%
- Use of Force reviews/investigations: 67 in 2019 – Average 43 – ↑ 56%
- Excessive force complaints: 1 in 2019 – Average 2 – ↓ 50%
- Assaults on police officers: 46 in 2019 – Average 49 – ↓ 6%

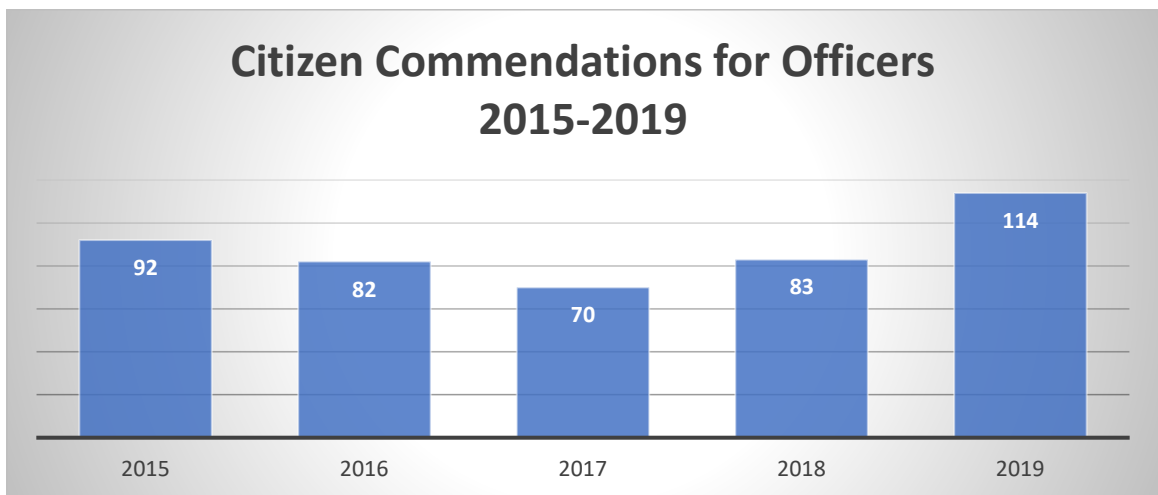
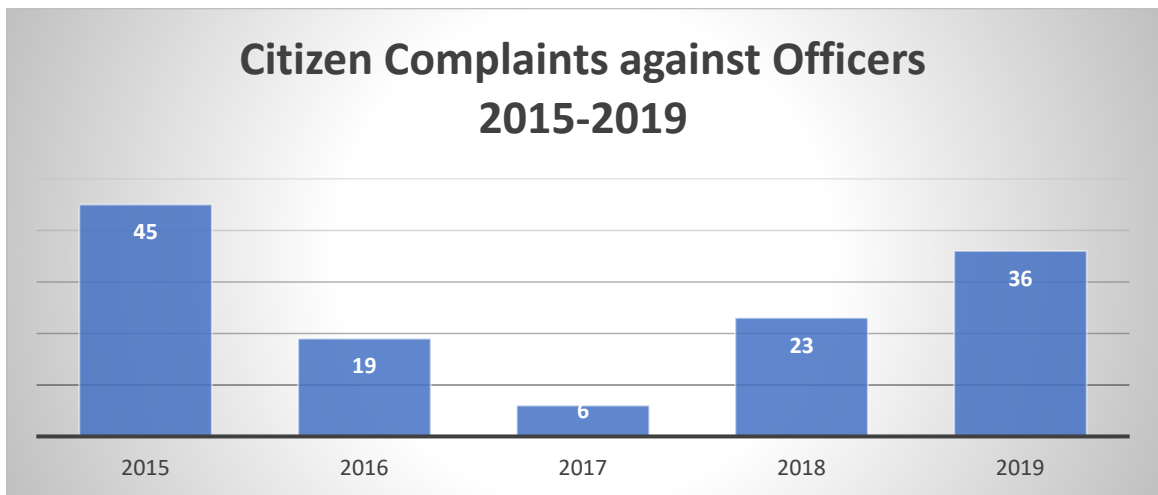
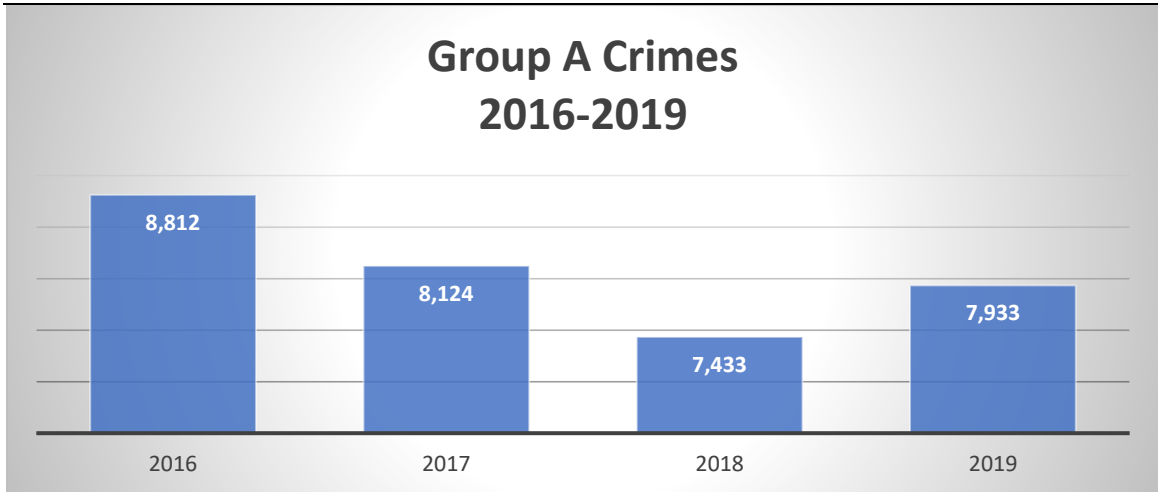
Note: Calls for service primarily represents activities of officers assigned to a patrol type function. This number is not indicative of the total number of police-citizen interaction per year as that number would be much higher. Also, regarding the Use of Force investigation numbers – this is the number of incidents where the use of force involved one of the following departmental reporting requirements: the officer used a firearm, chemical agent, or other police weapon, an injury or death occurred to any person, an arrestee alleges injury during the arrest procedure, an officer used active countermeasures, or an officer became aware of an allegation of excessive force.

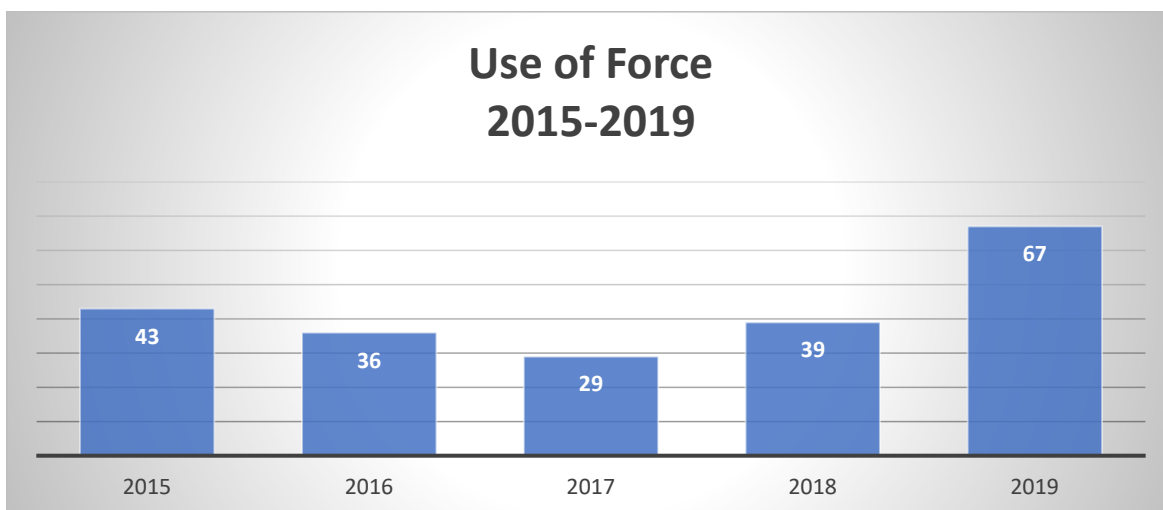
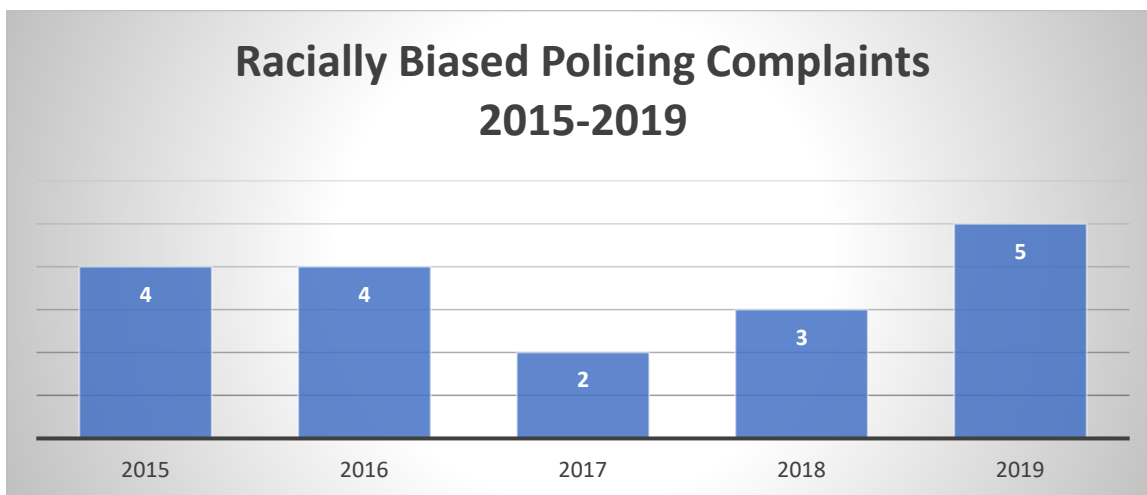
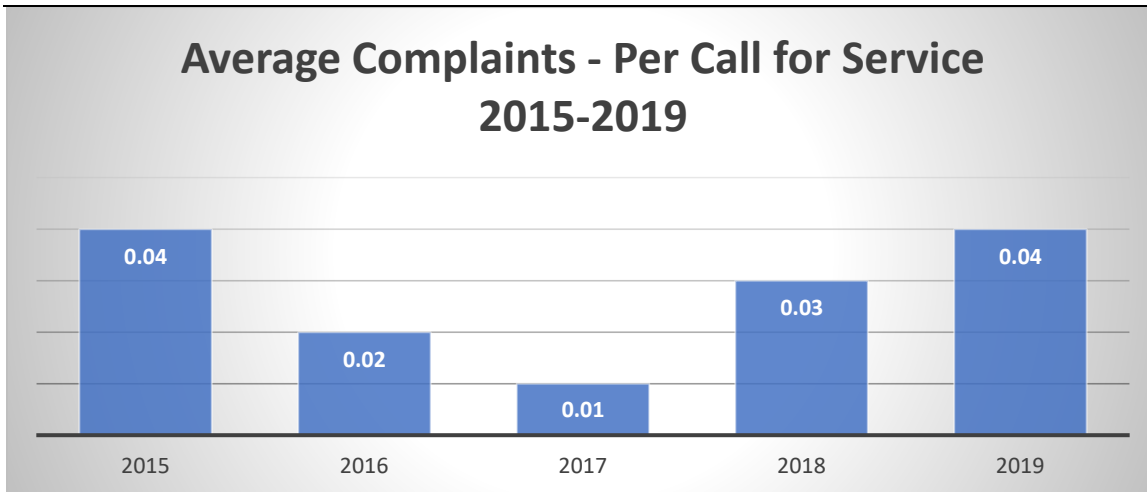
As the above data reflects, the officers of the ACPD are a dedicated force who show great restraint on a daily basis. A review of incidents where officers were forced to discharge their firearm at a person over the previous 10 years revealed that there were four (4) incidents. I would like to highlight the following facts from these incidents.

- The incidents occurred in May 2015, May 2017, May 2018 and August 2019.
- May 2015 - Officer involved shooting - A White/Hispanic male subject was shot fatally after severely injuring one officer. The officer was cleared by the Commonwealth Attorney in November of 2015.
- May 2017 - Officer involved shooting - A White male subject was fatally shot after pinning an officer against another car with his vehicle. The officers were cleared by the Commonwealth Attorney in September 2017.
- May 2018 - Officer involved shooting - A White male subject was shot after attempting to strike an officer with his vehicle. The criminal prosecution with this case concluded in November 2019 with the subject accepting an Alford Plea.
- August 2019 – Officer involved shooting – A Black male subject was shot after raising his firearm at an officer during a domestic assault which occurred in the workplace. The criminal prosecution of this case is pending; awaiting a trial date.

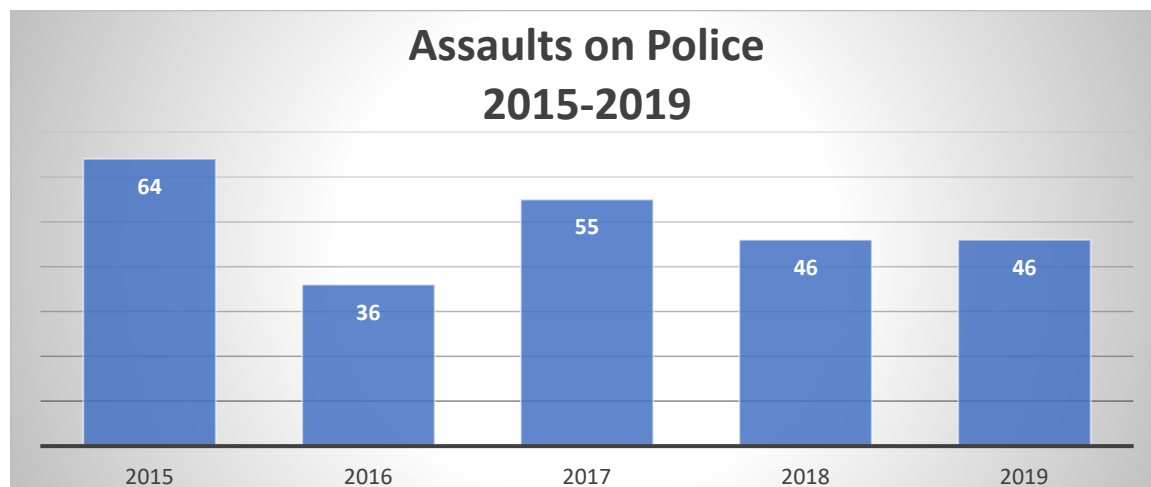
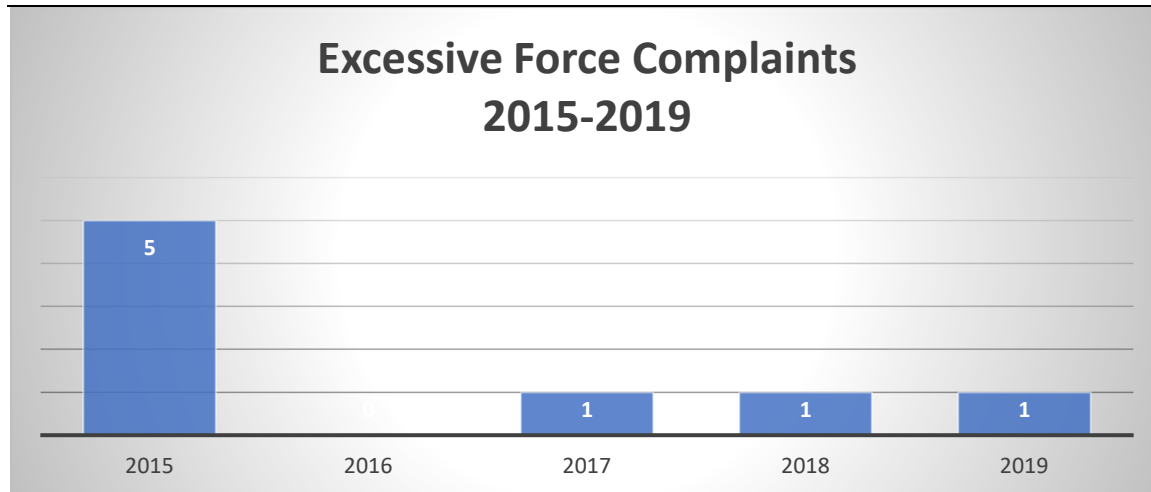
Finally, I believe it is relevant to evaluate the amount of training that our officers receive on an annual basis, new officers each receive approximately 800 hours of formal academy training followed by 630 hours of field training. A review of training records over the previous 5 years indicated that sworn staff have attended an average of approximately 55,000 hours of training annually (this number includes new officer training). This training includes topics such as: legal issues/review, cultural diversity, verbal judo, defensive tactics, firearms, investigations, and other topics related to the daily responsibilities of a police officer.







**Use of Force – requirements to report changed July 1, 2019*



Note:

Specific information related to complaint data is exempt from mandatory disclosure pursuant to Virginia Code 2.2-3706 (B)(9) and therefore, will not be released since it is related to administrative investigations.

Incidents involving the use of deadly force are reported the Virginia State Police for inclusion in the Uniform Crime Report, https://www.vsp.virginia.gov/Crime_in_Virginia.shtm.