

The Consolidated Annual Performance and Evaluation Report (CAPER) describes accomplishments and progress toward meeting goals outlined in the FY 2016-2021 Consolidated Plan and FY 2020 Annual Action Plan. The CAPER reports on activities funded through:

- Community Development Block Grant (CDBG)
- HOME Investment Partnerships Program (HOME)
- Community Services Block Grant (CSBG)
- Temporary Assistance for Needy Families (TANF)
- Affordable Housing Investment Fund (AHIF) Housing Services

FY2020 EXPENDITURE SUMMARY

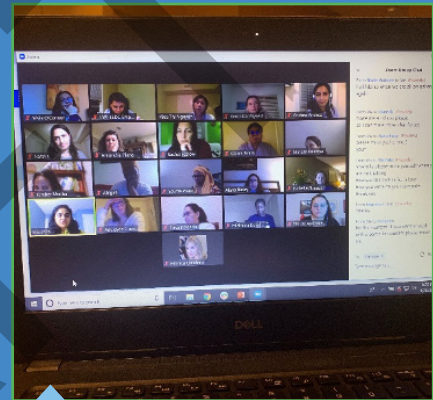
FEDERAL AND STATE PROGRAMS

Community Development Block Grant: entitlement, unprogrammed and program income	\$2,951,648
Community Development Block Grant: CARES Act	\$240,000
Community Development Block Grant: planning and administration	\$272,017
HOME Investment Partnerships	\$2,508,084
Community Services Block Grant (including state CSBG-TANF)	\$319,512
LOCAL PROGRAMS	
Affordable Housing Investment Fund	\$176,139
TOTAL	\$6,467,400

OPPORTUNITIES
FOR PUBLIC COMMENT






Copies of the Draft FY 2020 CAPER is available on the Arlington County website at www.arlingtonva.us (search FY 2020 CAPER).

Public comments can be made September 10-September 25, 2020 to housingdivision@arlingtonva.us.



- More than 30 Community Development Fund grants were provided through a combination of CDBG, CSBG, CSBG-TANF and local AHIF Housing Services funds.
- Donated volunteer hours for programs supported by the Community Development Fund was valued at \$993,965.
- Grantees leveraged a total of \$7,645,429 from sources other than CDBG, CSBG and AHIF for grant programs.
- HOME funds were used for two housing projects, Terwilliger Place (American Legion) and The Cadence (Trenton Street) with units becoming available in 2022.

In developing its **FY 2020 Action Plan**, there was no way to know that community needs and services would shift dramatically halfway through the year because of a pandemic. In April, Arlington surveyed safety net service providers to assess community needs. As with many communities, rental assistance and food security had quickly become the most critical needs, and many service providers were either adapting to meet emergency needs or unable to provide planned services. Below are some highlights, and examples of how Community Development funding was able to help meet needs:

-  Nearly \$1 million in CARES Act funding (Community Development Block Grant and Community Services Block Grant) was allocated to nonprofit Arlington Thrive to provide emergency and rental assistance, including utilities and internet. It will **prevent an estimated 200-600 families from eviction.**
-  Service Source, a community organization that serves clients with special needs, including autism and other barriers to employment, adapted services to a virtual environment. Staff pivoted to conducting one-on-one meetings online, and by phone and emails to **continue to support job seekers with soft skills training.** They also began to provide wellness checks to reduce social isolation.
-  Because Rebuilding Together wasn't able to meet its goals of maintenance and repairs to homes of low-income homeowners and disabled residents, staff and key volunteers made calls to current and past clients to check in, **connect them to County services, and provide them with personal care and household products.** To quote a satisfied homeowner, "what a difference Rebuilding Together made, and it was done in such a caring and respectful way."
-  Nonprofit housing provider AHC **prevented eviction of 377 families** through its Eviction Prevention Program. These services were expanded in response to COVID-19 by suspending all evictions and waiving late fees throughout its properties. A resident services hotline was established to centralize emergency requests for case management, which facilitated residents' connections to food, rent assistance and bill payment.
-  Even while pivoting to virtual training, Latino Economic Development Center disbursed **\$170,000 in small business loans and \$13,000 in consumer loans** to nine Arlington residents. One assisted business, which formerly made and distributed pickled and fermented foods, adapted its operations to distribute fresh produce from local farmers and deliver directly to clients' homes. Part of the small business loan enabled the business to develop an online presence.

WHAT'S NEXT IN FY 2021

- ▶ In addition to the regular competitive **Community Development Fund** process, a Supplemental COVID-19 Notice of Funding Availability was issued to solicit grant proposals for programs that focus on housing, food security, employment, and small business support to address the ongoing impact of the public health crisis. **Approximately \$400,000-\$700,000 in CDBG funds are expected to be awarded in November 2020.**
- ▶ New in FY 2021, the **Fathers in Touch Program** will bring awareness to issues such as child support, domestic violence and mental health and strengthen protective factors for fathers to help them become better parents.
- ▶ New in FY 2021, the **Escala Program** will partner with La Cocina Virginia's Kitchen Incubator Program to help fifteen small business entrepreneurs launch food businesses.

DRAFT

HOUSING & COMMUNITY DEVELOPMENT FUND PROGRAM TABLE

	Activity	Organization, Program	Amount and Source	Expected Accomplishment	Actual Accomplishments
GOAL 1	1.1 Increase the supply of committed affordable units, including 10% permanent supportive housing	▶ Multifamily Development: Trenton Street	\$1,275,000 (CDBG) \$2,300,000 (HOME)	94 units of affordable housing	0 units of affordable housing*
		▶ Multifamily Development: American Legion	\$2,600,000 (HOME)	160 units of affordable housing	0 units of affordable housing*
	1.2 Improve owner occupied housing	▶ Rebuilding Together, Home Repair	\$70,000 (CDBG)	15 properties rehabilitated	11 properties rehabilitated
	1.3 Rehab or repair rental housing including energy conservation	▶ Eco Action, Energy Masters	\$20,000 (CDBG)	75 rental units receive improved energy efficiency	60 rental units receive improved energy efficiency
	1.4 Homeownership assistance	▶ Arlington County, Moderate Income Purchase Assistance Program	\$300,000 (CDBG)	5 first-time homebuyers	4 first-time homebuyers
▶ AHOME / LEDC, Achieve Your Dream		\$35,000 (CDBG)	30 first time-homebuyers	18 first-time homebuyers	
GOAL 2	2.1 Provide job training / skills development	▶ Arlington Employment Center (AEC) Training Programs	\$131,651 (CDBG, CSBG, TANF)	154 individuals trained	97 individuals trained
		▶ B2i, Bridge to Work	\$25,000 (TANF)	25 enrolled, 12-18 secure employment	21 enrolled, 8 secure employment
		▶ La Cocina, Job Readiness and Placement	\$25,000 (TANF)	30 individuals trained, 28 secure employment	21 individuals trained, 17 secure employment
		▶ NVFS, Training Futures	\$20,000 (CDBG)	10 enrolled, 9 graduate program	1 enrolled; 7 secure employment
		▶ OAR, Employment Program	\$30,000 (CSBG, TANF)	42 enrolled, 7 secure employment	75 enrolled, 68 secure employment
		▶ Service Source, Aspiring Skills. Determined	\$25,000 (CDBG)	12 enrolled, 5 placed in jobs	22 enrolled, 5 placed in jobs
	2.2 Technical and financial assistance for microenterprise business owners	▶ EDG, Micro-Enterprise Loan Program	\$45,000 (CDBG)	10 loans; 28 businesses assisted	7 loans; 22 businesses assisted
		▶ LEDC, Small Business Development	\$40,000 (CDBG)	8 loans; 60 workshop clients	12 loans; 135 workshop clients
	2.3 Reduce barriers to unemployment such as lack of transportation, literacy skills, affordable childcare, or legal issues	▶ APAH, Providing Internet to Residents	\$10,000 (AHIF)	70 households assisted	73 households assisted
		▶ ARHC, Digital Equity Program	\$50,000 (AHIF)	2 technology demonstration projects implemented	2 technology demonstration projects implemented
		▶ Ayuda, Immigration Legal Services	\$20,000 (CSBG)	60 residents assisted	43 residents assisted
		▶ BUGATA, Tenant Outreach	\$50,000 (Gen. Fund)	40 tenants access services	113 tenants access services
		▶ Just Neighbors, Immigrant Legal Services	\$25,000 (CSBG)	55 families assisted	45 families assisted
	▶ LAJC, Immigrant Advocacy	\$25,000 (CSBG)	148 individuals assisted	206 individuals assisted	

DRAFT
HOUSING & COMMUNITY DEVELOPMENT
FUND PROGRAM TABLE (CONTINUED)

	Activity	Organization, Program	Amount and Source	Expected Accomplishment	Actual Accomplishments	
GOAL 2	2.4 Building assets through financial literacy, credit counseling	▶ APAH, Columbia Hills Resident Services	\$20,000 (AHIF)	50 residents assisted	366 residents assisted	
		▶ APAH, Gilliam Place and Fisher House Resident Services	\$50,000 (AHIF)	100 residents assisted	130 residents assisted	
		▶ VCE, Money Smarts Pays	\$25,000 (CDBG)	60 individuals served	79 individuals served	
	2.5 Support increased educational attainment for low and moderate income residents, including youth	▶ AHC, Project Discovery	\$30,000 (CSBG)	110 youth assisted	119 youth served; 31 graduates	
		▶ BUGATA, Buckingham Youth Brigade	\$25,000 (CDBG)	15-20 youth participants	28 youth participants	
		▶ Edu-Futuro, Emerging Leaders	\$25,000 (CDBG)	88 youth participants	198 youth participants	
		▶ Liberty's Promise, Empower Immigrant Youth	\$25,000 (CDBG)	25 youth participants	70 youth participants	
		▶ WHDC, Promising Futures	\$25,000 (CDBG)	52 individuals assisted	90 individuals assisted	
	2.6 Support increased access to health and community resources	▶ ARHC, Culpepper Volunteer Management	\$32,000 (AHIF)	24 new programs, 15 participants per program	32 new programs, 11 participants per program	
		▶ Arlington Neighborhood Village, Financial Aid Program	\$11,000 (AHIF)	27 individuals assisted	138 individuals assisted	
▶ Bonder & Amanda Johnson CDC, Client Services Specialist		\$27,000 (AHIF)	600 individuals assisted	340 individuals assisted		
▶ Northern Virginia Dental Clinic		\$22,000 (CSBG)	120 individuals assisted	107 individuals assisted		
GOAL 3	3.1 Provide permanent supportive housing for homeless persons with disabilities	▶ ASPAN, Supportive Housing Project	\$25,000 (CDBG)	8 individuals assisted	8 individuals assisted	
	3.3 Prevent homelessness for households	▶ Arlington Thrive, Emergency Assistance	\$790,932 (CDBG), \$239,250 (CSBG)	200-600 households avoid eviction	0 households assisted**	
		▶ AHC, Eviction Prevention	\$25,000 (CDBG)	100 households assisted	377 households assisted	
GOAL 4	4.2 Technical assistance, referrals to tenants, landlords, homeowners	▶ Arlington County, Housing Outreach Program	\$128,912 (CDBG)	515 persons assisted	495 persons assisted	
	4.3 Educate community on fair housing, code enforcement, homeownership with workshops, expos, fairs			1,100 persons assisted	1,181 persons assisted	
	4.4 Neighborhood cleanups			500 persons assisted	400 persons assisted	
	4.5 Small Grants Program			\$5,000 (CDBG)	2000 persons assisted	1000 persons assisted

* Both projects were financed in 2020, and construction is underway. Actual units will be counted once project is complete and units are occupied.

** Program began in June 2020 as part of the amended FY 2020 Action Plan. Outcomes will be reported in FY 2021.