

NOTES:

1. THIS DETAIL IS NOT TO SCALE AND IS FOR REFERENCE PURPOSES ONLY AND SHALL NOT BE USED FOR CONSTRUCTION.
2. SWF VENDOR SHALL SUBMIT DETAIL DESIGN OF REPLACEMENT POLE(S) AND FOUNDATION(S) SEALED BY LICENSED PROFESSIONAL ENGINEER IN THE STATE OF VIRGINIA FOR COUNTY'S REVIEW. SWF VENDOR SHALL ALSO FIELD VERIFY AND INDICATE THE AVAILABILITY OF VERTICAL CLEARANCE OF FOUNDATION(S) ON THEIR DESIGN.
3. REPLACEMENT POLE(S) SHALL BE ROUND TAPERED & BLACK FINISHED (SIMILAR TO ARL. CO. STD. TRAFFIC SIGNAL POLE), MAXIMUM 30' IN HEIGHT (INCLUDING SWF ATTACHMENTS) FROM FINISHED GRADE AND NOT TO EXCEED 18" DIAMETER.
4. ALL SWF WIRING SHALL BE LOCATED INSIDE A CONDUIT AND CONDUIT SHALL NOT BE MOUNTED OUTSIDE OF EXISTING STREETLIGHT POLE(S).

SMALL WIRELESS FACILITY (SWF)

REPLACEMENT COBRA STREETLIGHT POLE WITH POLE BASE EQUIPMENT CABINET
(NON-COUNTY STANDARD)

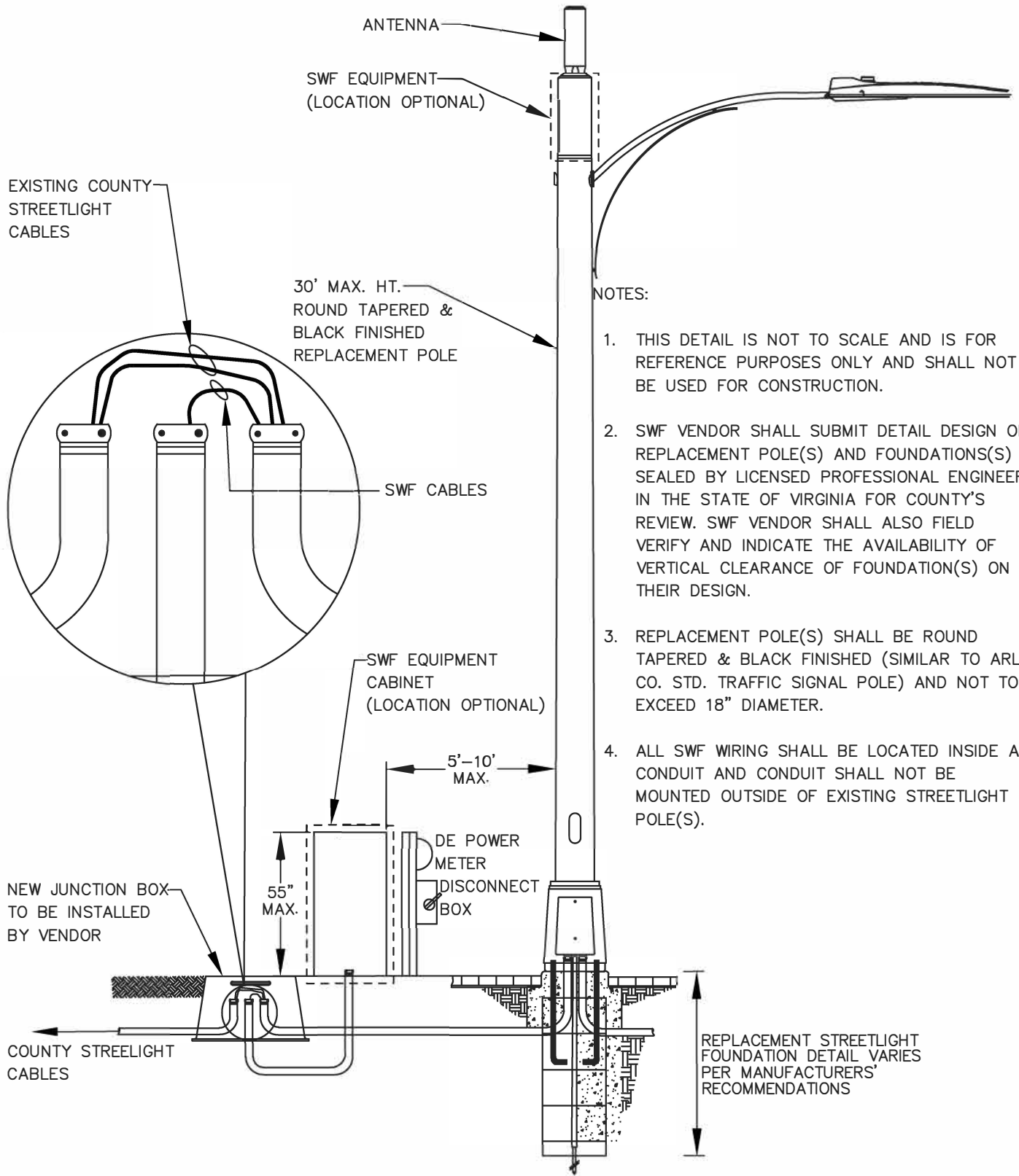
01/11/2019

REVISION & DATE



ARLINGTON COUNTY, VIRGINIA
DEPARTMENT OF ENVIRONMENTAL SERVICES

DRAWING NO.
SWF-01



- NOTES:
1. THIS DETAIL IS NOT TO SCALE AND IS FOR REFERENCE PURPOSES ONLY AND SHALL NOT BE USED FOR CONSTRUCTION.
 2. SWF VENDOR SHALL SUBMIT DETAIL DESIGN OF REPLACEMENT POLE(S) AND FOUNDATION(S) SEALED BY LICENSED PROFESSIONAL ENGINEER IN THE STATE OF VIRGINIA FOR COUNTY'S REVIEW. SWF VENDOR SHALL ALSO FIELD VERIFY AND INDICATE THE AVAILABILITY OF VERTICAL CLEARANCE OF FOUNDATION(S) ON THEIR DESIGN.
 3. REPLACEMENT POLE(S) SHALL BE ROUND TAPERED & BLACK FINISHED (SIMILAR TO ARL. CO. STD. TRAFFIC SIGNAL POLE) AND NOT TO EXCEED 18" DIAMETER.
 4. ALL SWF WIRING SHALL BE LOCATED INSIDE A CONDUIT AND CONDUIT SHALL NOT BE MOUNTED OUTSIDE OF EXISTING STREETLIGHT POLE(S).

SMALL WIRELESS FACILITY (SWF)
 REPLACEMENT COBRA STREETLIGHT POLE (NON-COUNTY STANDARD)

01/11/2019	
REVISION & DATE	

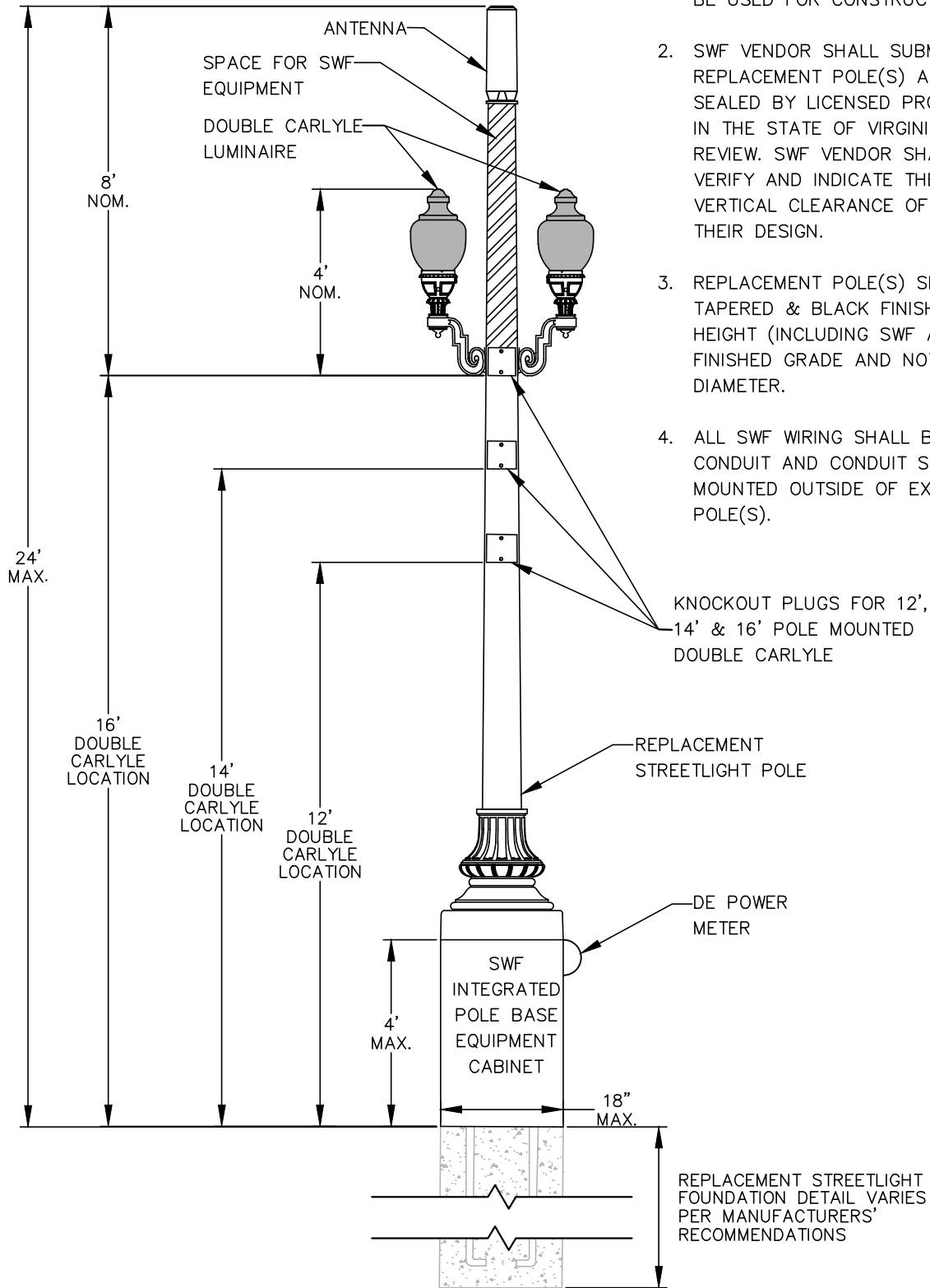


ARLINGTON COUNTY, VIRGINIA
 DEPARTMENT OF ENVIRONMENTAL SERVICES

DRAWING NO.
SWF-02

NOTES:

1. THIS DETAIL IS NOT TO SCALE AND IS FOR REFERENCE PURPOSES ONLY AND SHALL NOT BE USED FOR CONSTRUCTION.
2. SWF VENDOR SHALL SUBMIT DETAIL DESIGN OF REPLACEMENT POLE(S) AND FOUNDATION(S) SEALED BY LICENSED PROFESSIONAL ENGINEER IN THE STATE OF VIRGINIA FOR COUNTY'S REVIEW. SWF VENDOR SHALL ALSO FIELD VERIFY AND INDICATE THE AVAILABILITY OF VERTICAL CLEARANCE OF FOUNDATION(S) ON THEIR DESIGN.
3. REPLACEMENT POLE(S) SHALL BE ROUND TAPERED & BLACK FINISHED, MAXIMUM 24' IN HEIGHT (INCLUDING SWF ATTACHMENTS) FROM FINISHED GRADE AND NOT TO EXCEED 18" DIAMETER.
4. ALL SWF WIRING SHALL BE LOCATED INSIDE A CONDUIT AND CONDUIT SHALL NOT BE MOUNTED OUTSIDE OF EXISTING STREETLIGHT POLE(S).



SMALL WIRELESS FACILITY (SWF)

REPLACEMENT CARLYLE STREETLIGHT POLE WITH POLE BASE EQUIPMENT CABINET
(NON-COUNTY STANDARD)

01/11/2019

REVISION & DATE

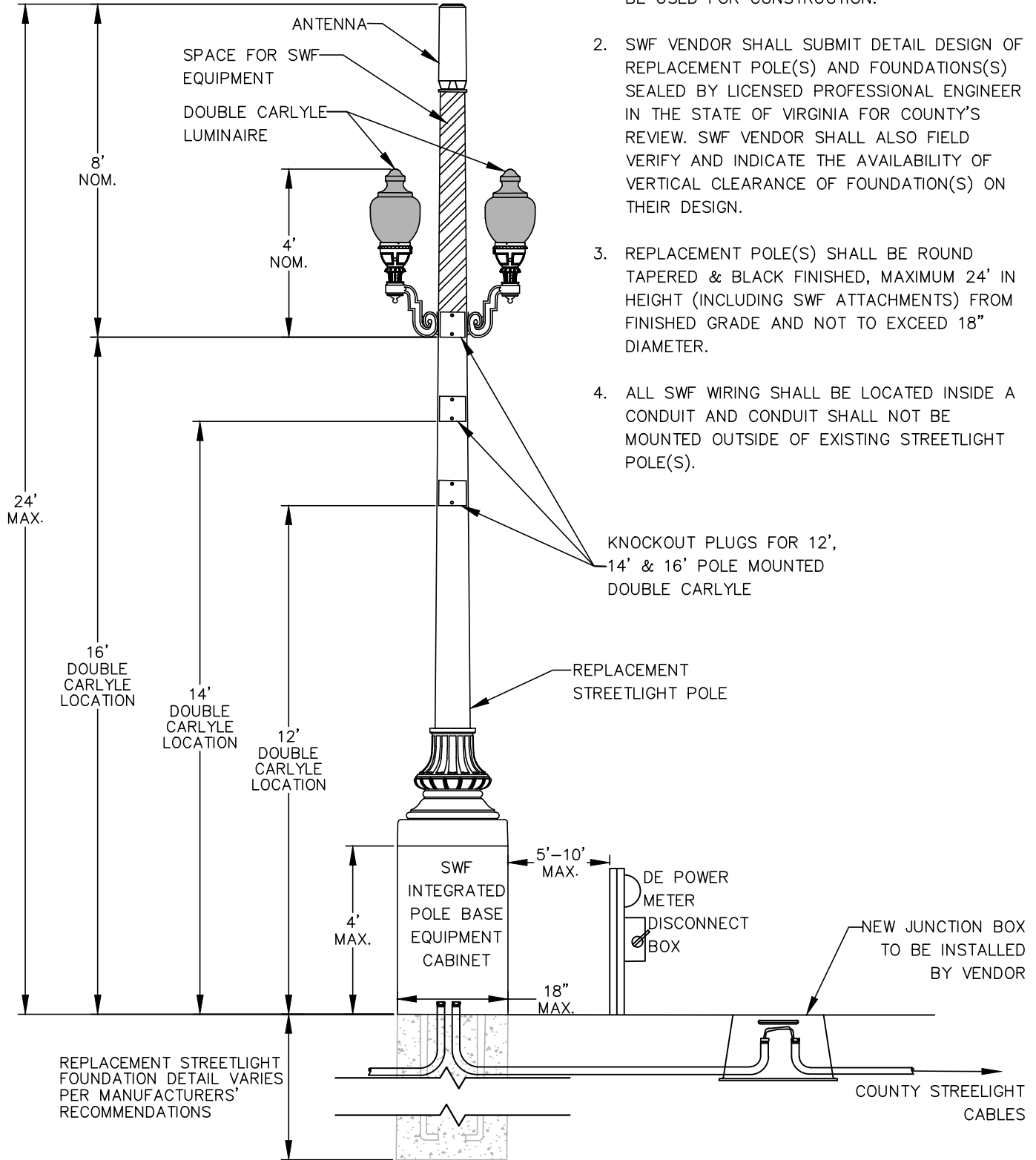


ARLINGTON COUNTY, VIRGINIA
DEPARTMENT OF ENVIRONMENTAL SERVICES

DRAWING NO.
SWF-03

NOTES:

1. THIS DETAIL IS NOT TO SCALE AND IS FOR REFERENCE PURPOSES ONLY AND SHALL NOT BE USED FOR CONSTRUCTION.
2. SWF VENDOR SHALL SUBMIT DETAIL DESIGN OF REPLACEMENT POLE(S) AND FOUNDATION(S) SEALED BY LICENSED PROFESSIONAL ENGINEER IN THE STATE OF VIRGINIA FOR COUNTY'S REVIEW. SWF VENDOR SHALL ALSO FIELD VERIFY AND INDICATE THE AVAILABILITY OF VERTICAL CLEARANCE OF FOUNDATION(S) ON THEIR DESIGN.
3. REPLACEMENT POLE(S) SHALL BE ROUND TAPERED & BLACK FINISHED, MAXIMUM 24' IN HEIGHT (INCLUDING SWF ATTACHMENTS) FROM FINISHED GRADE AND NOT TO EXCEED 18" DIAMETER.
4. ALL SWF WIRING SHALL BE LOCATED INSIDE A CONDUIT AND CONDUIT SHALL NOT BE MOUNTED OUTSIDE OF EXISTING STREETLIGHT POLE(S).



SMALL WIRELESS FACILITY (SWF)

REPLACEMENT CARLYLE STREETLIGHT POLE WITH POLE BASE EQUIPMENT CABINET
(NON-COUNTY STANDARD)

01/11/2019

REVISION & DATE



ARLINGTON COUNTY, VIRGINIA
DEPARTMENT OF ENVIRONMENTAL SERVICES

DRAWING NO.
SWF-04