

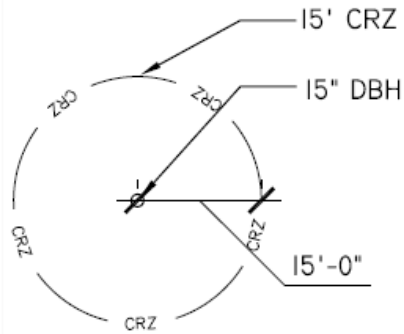
4' CHAIN LINK TREE PROTECTION FENCE

ELEVATION

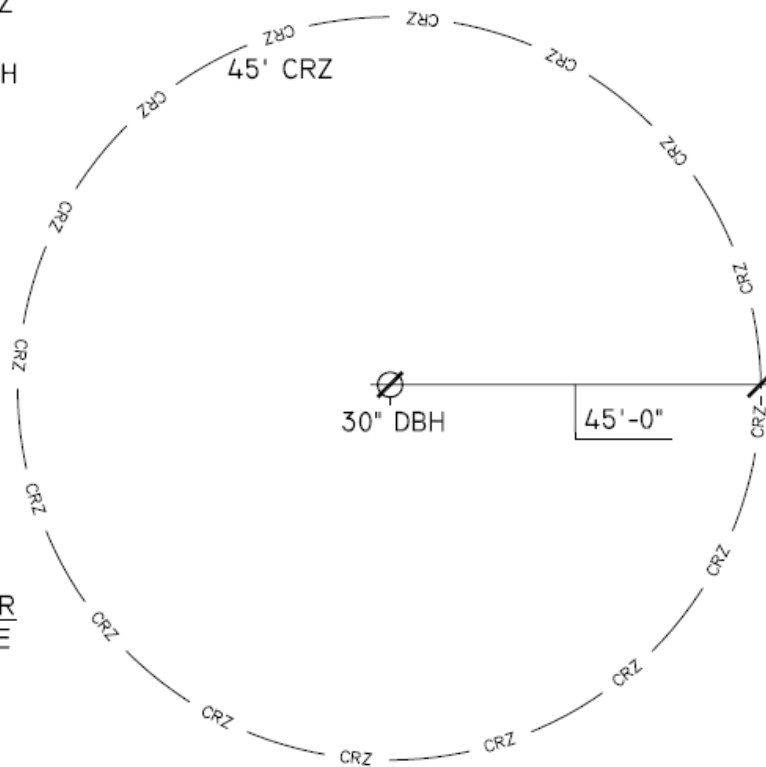
02231.2

1/2" = 1'-0"

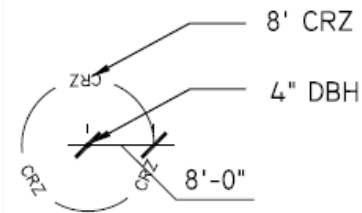
TREES 8.1-29.9" DBH
1" DBH = 1' CRZ RADIUS



TREES 30" DBH OR GREATER OR
TREES DESIGNATED AS SPECIMEN TREES
1" DBH = 1.5' CRZ RADIUS

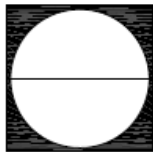


TREES 8" DBH AND SMALLER
8' CRZ RADIUS AROUND THE
TRUNK OF TREE



NOTES:

1. GRAPHICALLY, THE CRITICAL ROOT ZONE (CRZ) IS REPRESENTED AS A CIRCULAR REGION MEASURED OUTWARD FROM A TREE TRUNK REPRESENTING THE AREA OF ROOTS THAT MUST BE MAINTAINED OR PROTECTED FOR THE TREE'S SURVIVAL.
2. THE CRZ OF A TREE IS THE ZONE IN WHICH MOST OF THE MAJORITY OF THE ROOTS LAY. 95% OF THE ROOTS OF MOST TREES WILL BE FOUND IN THE UPPER 12-18" OF THE SOIL. MOST OF THE ROOTS THAT SUPPLY THE NUTRIENTS AND WATER TO THE TREE ARE FOUND JUST BELOW THE SOIL SURFACE. THE TOTAL AMOUNT OF A TREE'S ROOTS ARE GENERALLY PROPORTIONAL TO THE VOLUME OF THE TREE'S CANOPY. THEREFORE, IF THE ROOTS ONLY PENETRATE A THIN LAYER OF SOIL, THEN THE ROOTS MUST SPREAD FAR FROM THE TREE, BEYOND THE EXTENSION OF THE CANOPY.
3. PLOT ACCURATE TRUNK LOCATIONS OF ALL TREES GREATER THAN 3" DIAMETER AT BREAST HEIGHT (DBH) AND/OR TREE STANDS WITHIN DEVELOPMENT AREAS ON ALL PLANS FOR THE PROJECT AND DELINEATE THEIR ESTIMATED CRITICAL ROOT ZONE.
4. PLOT ACCURATE TRUNK LOCATIONS OF OFFSITE TREES WHICH WILL HAVE THEIR CRZ AFFECTED BY DEVELOPMENT AND DELINEATE THEIR ESTIMATED CRITICAL ROOT ZONE.



TREE PROTECTION DETAIL FOR DETERMINING CRITICAL ROOT ZONE

ELEVATION

02231.3

NOT TO SCALE

ARLINGTON COUNTY, VIRGINIA
DEPARTMENT OF PARKS & RECREATION

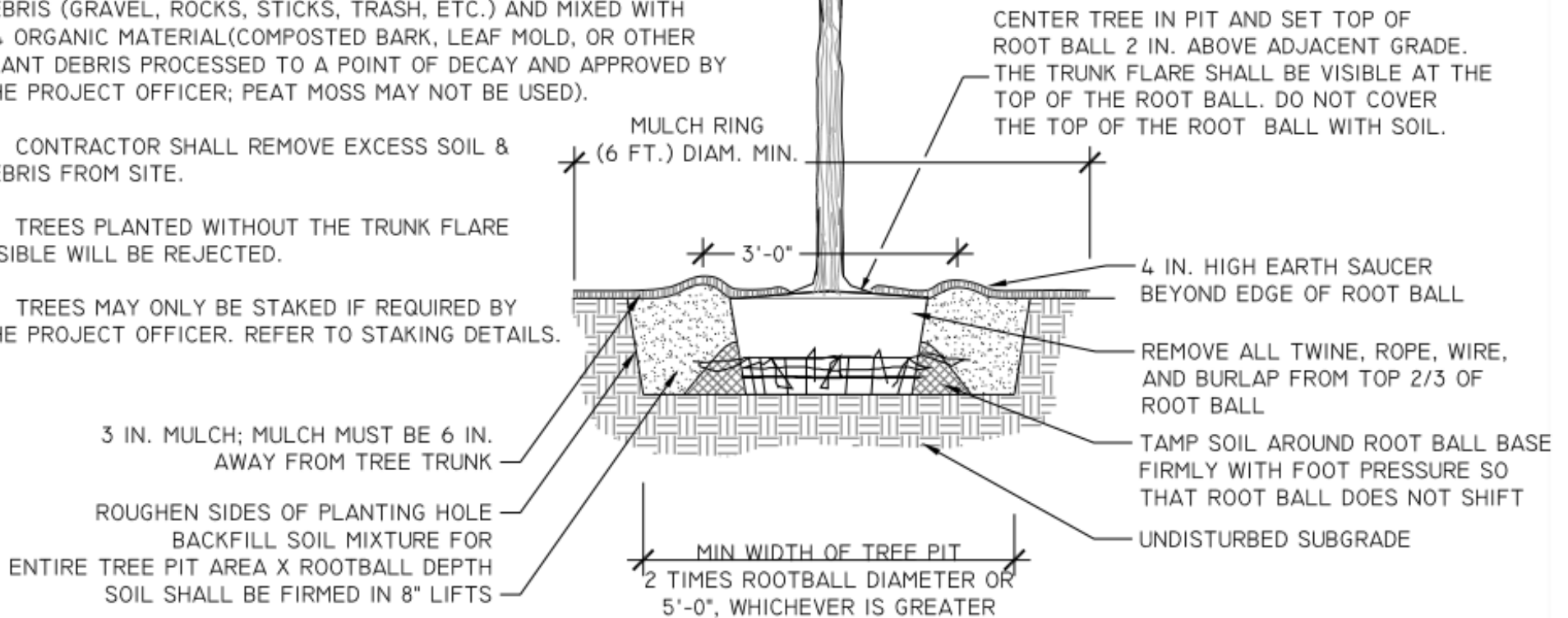


NOTES

1. AT PLANTING PRUNE ONLY CROSSING LIMBS, BROKEN OR DEAD BRANCHES, AND ANY BRANCHES THAT POSE A HAZARD TO PEDESTRIANS. DO NOT PRUNE INTO OLD WOOD ON EVERGREENS.
2. CONTRACTOR SHALL MAXIMIZE EXCAVATED AREA FOR TREE PIT WITHOUT ADVERSELY IMPACTING ADJACENT SITE FEATURES.
3. UNLESS OTHERWISE DIRECTED BY PROJECT OFFICER, BACKFILL SOIL MIXTURE WILL BE 3/4 EXISTING SOIL CLEANED OF DEBRIS (GRAVEL, ROCKS, STICKS, TRASH, ETC.) AND MIXED WITH 1/4 ORGANIC MATERIAL (COMPOSTED BARK, LEAF MOLD, OR OTHER PLANT DEBRIS PROCESSED TO A POINT OF DECAY AND APPROVED BY THE PROJECT OFFICER; PEAT MOSS MAY NOT BE USED).
4. CONTRACTOR SHALL REMOVE EXCESS SOIL & DEBRIS FROM SITE.
5. TREES PLANTED WITHOUT THE TRUNK FLARE VISIBLE WILL BE REJECTED.
6. TREES MAY ONLY BE STAKED IF REQUIRED BY THE PROJECT OFFICER. REFER TO STAKING DETAILS.

ALL PLANTS MUST BE WATERED TWICE: ONCE AT INSTALLATION AND AGAIN WITHIN 48-HOURS OF INSTALLATION, PER THE SPECIFICATIONS.

THIS DETAIL SUPERSEDES ALL OTHER TREE PLANTING DETAILS IN ARLINGTON COUNTY.



TREE PLANTING DETAIL

FOR OPEN PLANTING AREAS FREE OF PAVING OR GRATES
02930.1 (2013)

NOT TO SCALE



1. BEFORE ANY GRADING, DEMOLITION, OR OTHER DISTURBANCE, TREE PROTECTION NEEDS TO BE INSTALLED PER PLAN, AND INSPECTED BY AN ARLINGTON COUNTY PARKS AND RECREATION URBAN FORESTER. EROSION AND SEDIMENT CONTROLS ARE INSPECTED BY THE DEPARTMENT OF ENVIRONMENTAL SERVICES.
2. PLANTS SHALL BE FURNISHED AND INSTALLED AS INDICATED, INCLUDING ALL PLANTS, MATERIALS, AND EQUIPMENT.
3. PLANTS SHALL BE TYPICAL OF THEIR SPECIES AND VARIETY; HAVE NORMAL GROWTH HABITS, WELL-DEVELOPED DENSELY FOLIATED BRANCHES, AND VIGOROUS ROOT SYSTEMS; AND BE FREE FROM DEFECTS AND INJURIES.
4. PLANTS SHALL BE PLANTED ON THE DAY OF DELIVERY IF/WHEN PRACTICAL. IN THE EVENT THAT THIS IS NOT POSSIBLE, THE CONTRACTOR SHALL PROTECT STOCK NOT PLANTED. PLANTS SHALL NOT REMAIN UNPLANTED FOR LONGER THAN A THREE-DAY PERIOD AFTER DELIVERY. ANY PLANTS NOT INSTALLED DURING THIS PERIOD SHALL BE REJECTED, UNLESS OWNER AND CONTRACTOR PROVIDE OTHERWISE BY WRITTEN AGREEMENT. ALL PLANTS KEPT ON SITE FOR ANY PERIOD OF TIME SHOULD BE WATERED AND CARED FOR USING ANSI A300 STANDARDS.
5. PLANTS SHALL NOT BE BOUND WITH WIRE OR ROPE AT ANY TIME SO AS TO DAMAGE THE BARK OR BREAK BRANCHES. PLANTS SHALL BE HANDLED FROM THE BOTTOM OF THE ROOT BALL ONLY.
6. PLANTING OPERATIONS SHALL BE PERFORMED DURING PERIODS WITHIN THE PLANTING SEASON WHEN WEATHER AND SOIL CONDITIONS ARE SUITABLE AND IN ACCORDANCE WITH ACCEPTED LOCAL PRACTICE. PLANTS SHALL NOT BE INSTALLED IN TOP SOIL THAT IS IN MUDDY OR FROZEN CONDITION. LAWNS, TREES AND SHRUBS SHALL BE INSTALLED BETWEEN 03/15 AND 06/15 OR BETWEEN 09/15 AND 12/01. IF A PROJECT COMPLETION IS OUTSIDE OF THIS PLANTING PERIOD, CONTACT THE ARLINGTON COUNTY URBAN FORESTER TO OBTAIN A DEFERRAL OR APPROVAL FOR PLANTING OUT OF SEASON.
7. NO PLANT, EXCEPT GROUNDCOVERS, SHALL BE PLANTED WITHIN TWO FEET OF A SIDEWALK.
8. TREES AND SHRUBS SHALL BE PLANTED IN HOLES TWO TO THREE TIMES AS WIDE AND TO THE DEPTH OF THE ROOT BALL.
9. PLANTS SHALL BE PLANTED IN IN SITU SOIL THAT IS THOROUGHLY WATERED.
10. SET ALL PLANTS PLUMB AND STRAIGHT SET AT SUCH LEVEL THAT NORMAL OR NATURAL RELATIONSHIP BETWEEN THE PLANT AND THE GROUND SURFACE WILL BE ESTABLISHED. LOCATE THE PLANT IN THE CENTER OF THE PIT.
11. INJURED ROOTS SHALL BE PRUNED TO CLEAN ENDS BEFORE PLANTING WITH CLEAN, SHARP TOOLS. THE LEADER OF TREES SHALL NOT BE CUT BACK.
12. PRESERVED AND PLANTED TREES MUST BE INSPECTED AND APPROVED BY A DEPARTMENT OF PARKS AND RECREATION URBAN FORESTER.
13. ALL DISTURBED AREAS SHALL BE TREATED WITH 4" TOP SOIL OR COMPOST AND SEEDED IN ACCORDANCE WITH PERMANENT STABILIZATION METHODS INDICATED ON SOIL EROSION AND SEDIMENT CONTROL SHEET AND/OR LANDSCAPE PLAN.